

elna
SWISS DESIGN



eXcellence 680+

Fashion & Decor edition





UPCYCLING SEWING TUTORIAL

Reused shirts

For this fantastic recycling project, we used two special presser feet included in the bonus package of our eXcellence 680+ *Fashion & Decor edition*. They will allow you to create a blouse with a very fresh and feminine look from two men's shirts.



Men's shirts have the particularity of getting quickly worn out or out-dated. We share a great upcycling project that will allow you to use old shirts to create a new blouse. With the gathering foot and bias binder foot included in the elna eXcellence 680+ *Fashion & Decor edition*, you can customize the finishing touches of this project using the right tools.

No need to wait any longer to get started with your own sustainable sewing creation. The mix of patterns and colors will add extra charm.

100% zero waste!



Get the tutorial at
www.global.elna.com
under
INSPIRATION



eXcellence 680+
Fashion & Decor edition

With an exclusive accessory
bonus package!

We offer you an additional free accessory package including five presser feet for specialized sewing functions.

They will help you carry out some specific sewing tasks in a neat, easy and quick way. Just enjoy the pleasure of sewing and creating!

Detailed explanations and instructions included in the special accessory kit user guide.



Invisible zipper foot (Z)

This foot allows to sew very close to the zipper teeth while unrolling the zipper. This makes it easier to create a well sewn invisible zipper.



Gathering foot (V)

The underside of the foot is raised behind the needle and has a thick bar in front of the needle to gather the fabric and attach it onto another piece of fabric simultaneously.




Piping foot (I)

The two grooves on the underside hold and cover the cord when making piping tape. It can also be used for attaching piping.



Bias binder foot (W)

Equipped with a small funnel to fold and guide the binding, this foot makes it easy to attach pre-folded bias binding tape or bias tape you have made yourself.



Ultra-glide foot (U)

The no-stick coating of this foot facilitates sewing of difficult materials like vinyl, suede or faux leather.